


FINANCIAL REPORT 2019



Royal Institute
for Deaf and Blind
Children



ANNUAL COMPREHENSIVE FINANCIAL REPORT

For the year ended
31 December 2019

- 3** Statement of Income & Expenditure
- 4** Statement of Comprehensive Income
- 5** Statement of Financial Position
- 6** Statement of Changes in Equity
- 7** Statement of Cash Flows
- 8** Notes to the Financial Statements
- 40** Responsible Entities' Declaration
- 40** Declaration by the President with Respect to Fundraising Appeals
- 41** Auditor's Independence Declaration
- 42** Independent Auditor's Report
- 45** Five Year Financial History
- 46** Government Funding – Summary of Applicable Legislation

STATEMENT OF INCOME & EXPENDITURE

FOR THE YEAR ENDED 31 DECEMBER 2019

	Note	2019 \$	2018 \$
REVENUE FROM OPERATING ACTIVITIES			
Government		20,375,535	18,310,687
Other		5,898,563	6,247,285
TOTAL REVENUE FROM OPERATING ACTIVITIES		26,274,098	24,557,972
INCOME FROM FINANCE ACTIVITIES	2d	10,590,710	7,714,314
INCOME FROM OPERATING ACTIVITIES			
Bequests		16,700,279	10,661,271
Fundraising	21	7,471,088	8,145,527
TOTAL INCOME FROM OPERATING ACTIVITIES		24,171,367	18,806,798
TOTAL REVENUE AND INCOME FROM OPERATING ACTIVITIES		61,036,175	51,079,084
INCOME FROM NON OPERATING ACTIVITIES	2c	4,847,503	1,995
TOTAL REVENUE AND INCOME		65,883,678	51,081,079
EXPENDITURE FROM OPERATING ACTIVITIES			
Bequests		188,214	259,673
Fundraising	21	3,408,132	3,694,569
Marketing and Communications		877,602	863,710
Administration	3a	3,385,345	2,980,293
Investment Management		157,710	145,030
Student and Client Services	3b	38,426,095	38,311,728
Strategic Initiatives		2,272,440	2,222,884
EXPENDITURE FROM OPERATING ACTIVITIES		48,715,538	48,477,887
EXPENDITURE FROM NON OPERATING ACTIVITIES	3d	-	500,000
TOTAL EXPENDITURE		48,715,538	48,977,887
SURPLUS FOR THE YEAR		17,168,140	2,103,192

These financial statements should be read in conjunction with the accompanying notes.

STATEMENT OF COMPREHENSIVE INCOME

FOR THE YEAR ENDED 31 DECEMBER 2019

		2019	2018
	Note	\$	\$
SURPLUS FOR THE YEAR		17,168,140	2,103,192
OTHER COMPREHENSIVE INCOME			
Net unrealised gain/(loss) on revaluation of long term investments held at fair value and net realised gain/(loss) on disposal of investments		15,147,229	(6,487,217)
Gain on revaluation of Defined Benefit Superannuation Funds	7	28,486	5,975
TOTAL OTHER COMPREHENSIVE INCOME / (LOSS)		15,175,715	(6,481,242)
TOTAL COMPREHENSIVE INCOME / (LOSS) FOR THE YEAR		32,343,855	(4,378,050)

These financial statements should be read in conjunction with the accompanying notes.

STATEMENT OF FINANCIAL POSITION

AS AT 31 DECEMBER 2019

		2019	2018
	Note	\$	\$
CURRENT ASSETS			
Cash and cash equivalents	22	6,799,691	6,829,557
Trade and other receivables	4	2,929,710	2,393,349
Other current assets	5a	749,664	1,102,659
TOTAL CURRENT ASSETS		10,479,065	10,325,565
NON-CURRENT ASSETS			
Financial assets	6	195,770,392	160,139,230
Other non-current assets	5b	312,500	312,500
Investment property	5c	1,530,000	1,530,000
Retirement benefit surplus	7	4,819	278,644
Property, plant and equipment	8	50,861,120	54,710,164
Intangible assets	9	13,454	6,192
Right of use assets	14d	1,988,240	-
TOTAL NON-CURRENT ASSETS		250,480,525	216,976,730
TOTAL ASSETS		260,959,590	227,302,295
CURRENT LIABILITIES			
Trade and other payables	10	2,217,606	2,217,269
Contract liabilities and other revenue received in advance	11	704,369	1,883,669
Provisions	12a	5,400,314	5,386,621
Lease liabilities	14e	1,199,065	-
TOTAL CURRENT LIABILITIES		9,521,354	9,487,559
NON-CURRENT LIABILITIES			
Long-term financial liabilities	18	25,155,000	25,000,000
Provisions	12b	1,057,578	934,656
Lease liabilities	14e	1,277,045	-
TOTAL NON-CURRENT LIABILITIES		27,489,623	25,934,656
TOTAL LIABILITIES		37,010,977	35,422,215
NET ASSETS		223,948,613	191,880,080
FUNDS			
Reserves			
Defined Benefit Reserve	7	4,819	278,644
Capital projects account		1,009,552	1,009,552
Elisabeth Murdoch Scholarship Trust		476,794	476,794
Prescribed purpose funds		8,705,264	7,217,808
Asset revaluation reserve		67,942,005	58,432,563
Designated investment fund		80,305,148	80,305,148
Total Reserves		158,443,582	147,720,509
Retained Earnings		65,505,031	44,159,571
TOTAL FUNDS		223,948,613	191,880,080

These financial statements should be read in conjunction with the accompanying notes.

STATEMENT OF CHANGES IN EQUITY

FOR THE YEAR ENDED 31 DECEMBER 2019

	Retained Earnings \$	Defined Benefit Reserve \$	Capital Projects Account \$	Prescribed Purpose Funds \$	Elizabeth Murdoch Scholarship \$	Asset Revaluation Reserve \$	Designated Investment Fund \$	TOTAL \$
Balance at 1 January 2018	23,375,396	272,669	1,009,552	8,391,228	-	64,757,172	80,305,148	178,111,165
Total comprehensive income for the year	2,103,192	5,975	-	-	-	(6,487,217)	-	(4,378,050)
Equity contribution on business combination *	18,146,965	-	-	-	-	-	-	18,146,965
Subtotal	43,625,553	278,644	1,009,552	8,391,228	-	58,269,955	80,305,148	191,880,080
Transfers to and from reserve:								
Prescribed purpose funds	696,626	-	-	(696,626)	-	-	-	-
Realised investments	(162,608)	-	-	-	-	162,608	-	-
Balance at 31 December 2018	44,159,571	278,644	1,009,552	7,694,602	-	58,432,563	80,305,148	191,880,080
Total comprehensive income for the year	17,168,140	28,486	-	-	-	15,147,229	-	32,343,855
Equity contribution on business combination **	61,579	-	-	-	-	-	-	61,579
Subtotal	61,389,290	307,130	1,009,552	7,694,602	-	73,579,792	80,305,148	224,285,514
Transfers to and from reserve:								
Transfer to prepayments	302,311	(302,311)	-	-	-	-	-	-
Equity (Lease Accounting AASB16)	(336,901)	-	-	-	-	-	-	(336,901)
Prescribed purpose funds	(1,487,456)	-	-	1,010,662	476,794	-	-	-
Realised Investments	5,637,787	-	-	-	-	(5,637,787)	-	-
Balance at 31 December 2019	65,505,031	4,819	1,009,552	8,705,264	476,794	67,942,005	80,305,148	223,948,613

* Equity contribution on business combination relates to the acquisition of The Advisory Council for Children with Impaired Hearing (Victoria) and Early Education Program for Hearing Impaired Children.

** Equity contribution on business combination relates to the acquisition of Catherine Sullivan Centre. Refer Note 17 to the accounts.

These financial statements should be read in conjunction with the accompanying notes.

STATEMENT OF CASH FLOWS

FOR THE YEAR ENDED 31 DECEMBER 2019

		2019	2018
	Note	\$	\$
Cash flow from operating activities			
Receipts from fundraising, bequests, fees and sundry sources		31,288,155	28,009,077
Government grants & subsidies received		14,808,163	14,432,276
Interest received		299,941	317,839
Dividends and distributions from investments		10,049,385	7,260,816
Payments to suppliers and employees		(44,459,972)	(45,400,922)
<i>Net cash inflows from operating activities</i>		11,985,672	4,619,086
Cash flows from investing activities			
Cash acquired on business acquisition	17	75,000	2,983,930
Proceeds from sale of property, plant and equipment		8,000,000	2,000
Payments for property, plant and equipment	8	(688,136)	(917,753)
Payments for intangible assets		(17,454)	-
Receipts from sale of investment securities		5,417,733	2,565
Receipt of option fee for property	18	135,000	25,000,000
Payment of agency fee for property	5b	-	(312,500)
Payments for investment securities		(23,641,713)	(28,053,193)
<i>Net cash (outflows) from investing activities</i>		(10,719,570)	(1,294,951)
Cash flows from financing activities			
Lease payments (principal and interest)		(1,295,968)	(1,307,489)
Net cash (outflows) from financing activities		(1,295,968)	(1,307,489)
Net (decrease) / increase in cash held		(29,866)	2,016,646
Cash at the beginning of the financial year		6,829,557	4,812,911
Cash at the end of the financial year	22b	6,799,691	6,829,557

These financial statements should be read in conjunction with the accompanying notes.

NOTES TO THE FINANCIAL STATEMENTS

FOR THE YEAR ENDED 31 DECEMBER 2019

Note 1 – Statement of Significant Accounting Policies

The financial report covers the entity of the Royal Institute for Deaf and Blind Children (RIDBC) domiciled in Australia, incorporated in 1905 by Act No. 10 of the New South Wales Parliament, and replaced by the provisions of the Royal Institute for Deaf and Blind Children Act No. 6 from 26 June 1998.

The financial report is a general purpose financial report that has been prepared in accordance with Australian Accounting Standards, including Australian Accounting Interpretations, other authoritative pronouncements of the Australian Accounting Standards Board and the Charitable Fundraising Act 1991, and the Australian Charities and Not-for-Profit Commission (ACNC) Act 2012.

RIDBC was automatically registered as a charity with the ACNC when its registration details transferred across from the Australian Taxation Office (ATO) having been previously endorsed by the ATO as a charity.

The Annual Information Statement and an Annual Financial Statement for 2018 was duly submitted to the ACNC on 21st June 2019.

The following is a summary of the material accounting policies adopted by RIDBC in the preparation of the financial report. The accounting policies have been consistently applied unless otherwise stated.

Basis of Preparation

Reporting basis and conventions

The financial report has been prepared on the accrual basis and is based on historical costs modified by the revaluation of selected non-current assets, and financial assets and financial liabilities for which the fair value basis of accounting has been applied.

The financial report is presented in Australian dollars, which is RIDBC's functional and presentation currency. All values are rounded to the nearest dollar (\$) unless otherwise stated.

Statement of compliance

The financial report complies with Australian Accounting Standards. A statement of compliance with International Financial Reporting Standards cannot be made due to RIDBC applying the not-for-profit sector specific requirements contained in the Australian Accounting Standards.

New and revised accounting standards effective for annual periods beginning on or after 1 January 2019

RIDBC has fully adopted the AASB 15, AASB 1058 and AASB 16 standards applying the modified retrospective transition method, under which the current year is prepared applying the new standards and the prior year under the old standards i.e. the comparatives are not restated.

Note 1 – Statement of Significant Accounting Policies (cont.)

(a) Income Tax

RIDBC is exempt from Income tax under section 50-5 of the Income Tax Assessment Act 1997. It holds endorsements as an Income Tax Exempt Charity and as a Deductible Gift Recipient.

(b) Foreign Currency Transactions and Balances

Foreign currency transactions during the year are converted to Australian currency at the rates of exchange applicable at the dates of the transactions. Amounts receivable and payable in foreign currencies at balance date are converted at the rates of exchange ruling at that date. The gains and losses from conversion of short-term assets and liabilities, whether realised or unrealised, are included in profit from ordinary activities as they arise.

(c) Goods and Services Tax (GST)

Revenues, expenses and assets are recognised net of the amount of GST, except where the amount of GST incurred is not recoverable from the Australian Tax Office. In these circumstances the GST is recognised as part of the cost of acquisition of the asset or as part of an item of the expense. Receivables and payables in the statement of financial position are shown inclusive of GST.

(d) Comparative Figures

When required by Accounting Standards, comparative figures have been adjusted to conform to changes in presentation for the current financial year.

NOTES TO THE FINANCIAL STATEMENTS

FOR THE YEAR ENDED 31 DECEMBER 2019

Note 1 – Statement of Significant Accounting Policies (cont.)

(e) Critical Accounting Estimates and Judgments

The Directors evaluate estimates and judgements incorporated into the financial report based on historical knowledge and best available current information. Estimates assume a reasonable expectation of future events and are based on current trends and economic data, obtained both externally and within RIDBC.

Key estimates – Impairment

RIDBC assesses impairment at each reporting date by evaluating conditions specific to the organisation that may lead to impairment of assets. Where an impairment trigger exists, the recoverable amount of the asset is determined using depreciated replacement cost. Depreciated replacement cost calculations incorporate a number of key estimates.

Key estimates – Provision for annual leave and long service leave

In determining the present value of the liability RIDBC gives consideration to expected future pay increases through promotion and inflation, experience of employee departures, and periods of service.

Key estimates – Defined benefit plans

RIDBC contributes to one employer sponsored defined benefit superannuation plan. The accounting for a defined benefit superannuation plan requires actuarial assessment, which by nature relies upon various estimates and assumptions. RIDBC engages independent actuaries to make these assessments. The key estimates and assumptions are set out in Note 7 to the financial statements.

Key estimates – Business combinations

Management uses valuation techniques in determining the fair values of the various elements of a business combination, in particular the fair value of property, plant and equipment.

Key estimates – Judgement applied in determining the amount of revenue

For many of the grant agreements received, the determination of whether the contract includes sufficiently specific performance obligations was a significant judgement involving discussions with several parties at RIDBC, review of the proposal documents prepared during the grant application phase and consideration of the terms and conditions. Grants received by RIDBC have been accounted for under both AASB 15 and AASB 1058 depending on the terms and conditions and decisions made.

The Directors believe that there are no other key estimates or judgements.

Note 2 – Revenue from Operating Activities

RIDBC has adopted AASB 15 and 1058 for the first time in 2019 and has applied the modified retrospective transition method. Therefore, new disclosures for 2019 will not need comparatives in the year of adoption. The 2018 year accounting policies and disclosures were presented in the 2018 financial report.

	2019
	\$'000
Revenue recognised under AASB15 Revenue from contracts with customers	
Sale of goods	-
Rendering of services	26,274
	26,274
Income recognised under AASB1058 Income of not-for-profit entities	
Bequests	16,700
Donations	4,439
Lottery	766
Grant income	2,266
	24,171
TOTAL REVENUE & INCOME FROM CONTINUING OPERATIONS	50,445
(a) Disaggregation of revenue from contracts with customers	
Revenue from contracts with customers has been disaggregated based on the type of services provided and source of funds:	
Cochlear Implant Program	2,082
Education	7,289
Health care services	3,405
Medicare	4,512
National Disability Insurance Scheme (NDIS)	8,462
Other	524
	26,274
Income recognised under AASB1058	24,171
TOTAL REVENUE & INCOME FROM CONTINUING OPERATIONS	50,445

NOTES TO THE FINANCIAL STATEMENTS

FOR THE YEAR ENDED 31 DECEMBER 2019

Note 2 – Revenue from Operating Activities (cont.)

Source of funds

2019	Revenue under AASB 1058	Revenue under AASB15	Total
	\$'000	\$'000	\$'000
Clients	-	3,511	3,511
Government	-	20,376	20,376
Organisations	-	197	197
Other	-	237	237
Philanthropic	24,171	-	24,171
Schools	-	921	921
University	-	1,032	1,032
	24,171	26,274	50,445

(a) Revenue recognition policy under AASB15

Revenue is recognised when control of a promised good or service is passed to the customer at an amount which reflects the expected consideration.

The timing of the payment for sale of goods and rendering of services corresponds closely to the timing of satisfaction of the performance obligations. Revenue can be recognised over a period of time or at a point in time depending on when the performance obligation is satisfied.

- **Over a period of time** – if the performance obligation is satisfied over a period of time, revenue will be recognised by being spread over this period.
- **At a point in time** – if the performance obligation is satisfied at a point in time, for example, services are delivered, or goods are transferred to customers, revenue is recognised at this point.

Where there is a difference, it will result in the recognition of a receivable, contract asset or contract liability.

The impact of adoption of AASB 15 on various revenue streams is as follows:

- Cochlear Implant (CI) program: revenue is recognised at a point in time, the performance obligation being the delivery of the CI service (audiological and (re)habilitation) to the client. There is no impact to revenue recognition as a result of adopting AASB 15. There is no transitional impact.
- Education: revenue is recognised at both a point in time and over a period of time within the calendar year, the performance obligation being the provision of education to pre-school, primary, secondary and post-graduate students. Revenue generated over time is 96.5%, point in time 3.5%. There is no impact to revenue recognition as a result of adopting AASB 15. There is no transitional impact.

Note 2 – Revenue from Operating Activities (cont.)

- **Health Care Services:** revenue is recognised at both a point in time and over a period of time within the calendar year, the performance obligation being linked to the purpose of the government funding and/or third party. Revenue generated over time is \$1,876k or 55.1% of total Health Care Services revenue comprising government funding for transitional advocacy, Early Childhood Early Intervention (ECEI), Queensland Health funding for remote services, pre-school disability funding and Department of Social Security funding for Better start and family support. Revenue generated at a point in time is \$1,529k or 44.9% of total Health Care Services revenue comprising NSW Department of Health Sound processor upgrades, Medicare gap payments and Fee paying clients. There is no impact to revenue recognition as a result of adopting AASB 15. There is no transitional impact.
- **Medicare:** revenue is recognised at a point in time, the performance obligation being the completion of the appointment with the client. There is no impact to revenue recognition as a result of adopting AASB 15. There is no transitional impact.
- **National Disability Insurance Scheme (NDIS):** revenue is recognised at a point in time, the performance obligation being the completion of the service to the client. There is no impact to revenue recognition as a result of adopting AASB 15. There is no transitional impact.

The following practical expedients have been applied on transition to AASB 15 and AASB 1058:

- For contracts modified prior to 1 January 2019, RIDBC has elected not to restate the contract for the modifications and has instead reflected the aggregate effect of all the modifications that occur before the transition date on 1 January 2019.

(b) Income recognition policy under AASB 1058

The timing of income recognition depends on whether a NFP transaction gives rise to a liability or other performance obligation (a promise to transfer a good or service), or a contribution by owners, related to an asset received by an entity.

- **Donations:** donations collected are recognised as revenue when RIDBC gains control of the asset. There are no enforceable or sufficiently specific performance obligations linked to donations. There is no transitional impact.
- **Bequests:** revenue from legacies comprising bequests of shares, real property and cash are recognised at fair value, being the market value of the shares or property at the time RIDBC becomes legally entitled to the share or property. There are no enforceable or sufficiently specific performance obligations linked to bequests. There is no transitional impact.

NOTES TO THE FINANCIAL STATEMENTS

FOR THE YEAR ENDED 31 DECEMBER 2019

Note 2 – Revenue from Operating Activities (cont.)

- Lottery: revenue is recognised at the latter of when the ticket is purchased or the lottery is drawn (within the calendar year). There are no enforceable or sufficiently specific performance obligations linked to lottery. There is no transitional impact.
- Grant Income: is recognised as revenue when RIDBC gains control of the asset. There are no enforceable or sufficiently specific performance obligations linked to grant income. There is no transitional impact.

Volunteers

No amounts are included in the financial report for services donated by volunteers.

(c) OTHER INCOME

	2019	2018
	\$	\$
Gain on sale of property, plant and equipment *	4,847,503	1,995
TOTAL OTHER INCOME	4,847,503	1,995

*The gain on sale of property, plant and equipment was recognised on the sale of the Glenmore park property on 31 January 2019.

(d) INCOME FROM FINANCE ACTIVITIES

Interest	65,583	73,562
Investments	10,222,659	7,135,410
Dividends	302,468	505,342
TOTAL INCOME FROM FINANCE ACTIVITIES	10,590,710	7,714,314

	2019	2018
Note 3 – Expenditure	\$	\$
(a) ADMINISTRATION		
General and Financial Management	2,465,529	2,191,944
Human Resources Management	919,816	788,349
TOTAL ADMINISTRATION EXPENDITURE	3,385,345	2,980,293
(b) STUDENT AND CLIENT SERVICES		
Preschool Services	1,748,291	2,316,582
Schools Services		
Alice Betteridge School	2,945,393	2,865,201
Thomas Pattison School	1,368,757	1,686,645
Garfield Barwick School	1,375,268	1,518,421
Schools Support Services	3,001,688	3,273,798
Jim Patrick Audiology Services	720,288	677,412
Renwick Centre	2,263,367	2,279,185
Remote Services	2,306,618	2,841,127
Early Learning Program and Other Client Services	10,023,746	9,181,407
Cochlear Implant Program Services	7,221,117	7,606,097
Victorian Early Intervention & other Client Services	5,451,562	4,065,853
TOTAL STUDENT AND CLIENT SERVICES EXPENDITURE	38,426,095	38,311,728
(c) The expenditure from operating activities include the following specific expenditures		
Amortisation of non-current assets	10,193	20,143
Depreciation on non-current assets	2,487,034	2,579,383
Depreciation on right of use assets	1,097,142	-
Remuneration of auditor		
Audit services	102,300	115,000
Other assurance services	79,863	48,731
Total remuneration of auditor	182,163	163,731
Bad and doubtful debts	52,060	28,137
Total employee benefits expense	34,367,615	34,284,145
(d) EXPENDITURE FROM NON OPERATING ACTIVITIES		
Impairment of non-current assets	-	500,000
TOTAL EXPENDITURE FROM NON-OPERATING ACTIVITIES	-	500,000

NOTES TO THE FINANCIAL STATEMENTS

FOR THE YEAR ENDED 31 DECEMBER 2019

	2019	2018
Note 4 – Receivables	\$	\$
Receivables from operating activities	273,822	227,109
Less: Provision for impairment loss	(58,461)	(52,190)
	215,361	174,919
Other receivables	88,918	63,151
GST receivable	207,782	58,468
Accrued income	1,847,292	1,421,832
Accrued revenue	570,357	674,979
TOTAL RECEIVABLES	2,929,710	2,393,349

(a) Allowance for impairment loss

Impairment of financial assets is determined on an expected credit loss (ECL) basis for financial assets measured at amortised cost and contract assets arising under AASB 15.

RIDBC has used the simplified approach in AASB 9 which uses an estimation of lifetime expected credit losses. RIDBC has determined the probability of non-payment of the receivable and contract asset and multiplied this by the amount of the expected loss arising from default.

When estimating ECL, RIDBC considers reasonable and supportable information that is relevant and available without undue cost or effort. This includes both quantitative and qualitative information and analysis based on RIDBC's due cost or effort. This includes both quantitative and qualitative information and analysis based on RIDBC's historical experience and informed credit assessment and including forward looking information.

The amount of the impairment is recorded in a separate allowance account with the loss being recognised in the result for the year. Once the receivable is determined to be uncollectable then the gross carrying amount is written off against the associated allowance.

Trade receivables are non-interest bearing and are generally on 14 – 60 day terms. A provision for impairment loss is recognised when there is objective evidence that an individual trade receivable is impaired. An impairment loss of \$52,060 (2018: \$28,137) has been recognised by RIDBC in the current year.

Movements in the provision for impairment loss were as follows:

At 1 January	52,190	51,668
Provision for the year	52,060	28,137
Amounts written off	(45,789)	(27,615)
At 31 December	58,461	52,190

Note 4 – Receivables (cont.)

At 31 December, the ageing analysis of trade receivables is as follows:

	Total	0-30 days	31-60 days	61-90 days PDNI*	+ 91 days PDNI*	+ 91 days CI*
	\$	\$	\$	\$	\$	\$
2019	273,822	94,210	76,516	32,705	11,255	59,136
2018	227,109	109,873	28,405	26,280	10,106	52,445

* Past due not impaired ('PDNI'), Considered impaired ('CI')

Receivables past due but not considered impaired are: \$43,960 (2018: \$36,386). Payment terms on these amounts have not been re-negotiated and RIDBC is satisfied that payment will be received in full.

Other balances within receivables from operating activities do not contain impaired assets and are not past due. It is expected that these other balances will be received when due.

(b) Fair value and credit risk

Due to the short term nature of these receivables, their carrying value is assumed to approximate their fair value. The maximum exposure to credit risk is the fair value of receivables. Collateral is not held as security, nor is it RIDBC policy to transfer (on-sell) receivables to special purpose entities.

NOTES TO THE FINANCIAL STATEMENTS

FOR THE YEAR ENDED 31 DECEMBER 2019

	2019	2018
Note 5a – Other current assets	\$	\$
Prepayments	749,664	925,559
Cochlear Devices inventory	-	177,100
TOTAL OTHER CURRENT ASSETS	749,664	1,102,659

Note 5b – Other non-current assets

Prepayment on property sale	312,500	312,500
TOTAL OTHER NON-CURRENT ASSETS	312,500	312,500

Note 5c – Investment property

Investment properties comprise of land and buildings held for capital appreciation, and are accounted for using the cost model.

Investment properties are included in the statement of financial position at cost. These values are supported by market evidence and are determined by external professional valuers with sufficient experience with respect to both the location and the nature of the investment property.

The carrying amounts are reviewed periodically to determine whether there is any indication of impairment. If any such indication exists then the assets' recoverable amount is estimated with the subsequent gain or loss on re-measurement being recognised in the profit or loss.

Any gain or loss resulting from the sale of an investment property is immediately recognised in profit or loss.

Investment property	1,530,000	1,530,000
TOTAL INVESTMENT PROPERTY	1,530,000	1,530,000

In 2014 a property based at Luddenham, NSW was donated to RIDBC.

Note 6 – Financial Assets

Recognition, initial measurement, subsequent measurement and de-recognition

Financial assets are recognised when RIDBC becomes a party to the contractual provisions of the financial instrument, and are measured initially at fair value adjusted by transactions costs, except for those carried at fair value through profit or loss, which are measured initially at fair value. All recognised financial assets are subsequently measured in their entirety at either amortised cost or fair value, depending on the classification of the financial assets.

Financial assets are derecognised when the contractual rights to the cash flows from the financial asset expire, or when the financial asset and all substantial risks and rewards are transferred.

Classification

On initial recognition, RIDBC classifies its financial assets into the following categories, instruments measured at:

- amortised cost
- fair value through profit or loss – FVTPL
- fair value through other comprehensive income – equity instrument (FVOCI – equity)

Measured at amortised cost

RIDBC measures receivables, cash and cash equivalents at amortised cost since these financial assets meet the relevant criteria in AASB 9, being that they are held to collect contractual cash flows which give rise to solely payments of principal and interest on the principal amount outstanding. Interest income, foreign exchange gains or losses and impairment are recognised in profit or loss. Gain or loss on derecognition is recognised in profit or loss.

Fair value through other comprehensive income (FVOCI)

RIDBC holds investments directly in listed shares and through a managed equity investment fund. RIDBC has made an irrevocable election to classify these equity investments as fair value through other comprehensive income as they are not held for trading purposes.

These equity investments are carried at fair value with changes in fair value recognised in other comprehensive income – asset revaluation reserve. On disposal any balance in the reserve is transferred to accumulated funds and is not reclassified to profit or loss. Dividends relating to these investments are recognised as income in profit or loss unless the dividend clearly represents a recovery of part of the cost of the investment.

Fair value through profit or loss

Fixed interest securities are measured at fair value through profit and loss with changes in fair value at each reporting period being recognised directly in surplus for the year. Net gains or losses, including any interest or dividend income are recognised in profit or loss.

NOTES TO THE FINANCIAL STATEMENTS

FOR THE YEAR ENDED 31 DECEMBER 2019

Note 6 – Financial Assets (cont.)

Fair value measurement of financial assets

Financial assets and financial liabilities measured at fair value in the statement of financial position are grouped into three Levels of a fair value hierarchy. The three Levels are defined based on the observability of significant inputs to the measurement, as follows:

- Level 1: quoted prices (unadjusted) in active markets for identical assets or liabilities
- Level 2: inputs other than quoted prices included within Level 1 that are observable for the asset or liability, either directly or indirectly
- Level 3: unobservable inputs for the asset or liability.

The following table shows the levels within the hierarchy of financial assets and liabilities measured at fair value on a recurring basis at 31 December 2019 and 31 December 2018.

	Level 1	Level 2	Level 3	Total
	\$	\$	\$	\$
31 December 2019				
Financial Assets				
Units in managed funds	192,317,431	-	-	192,317,431
Shares	3,155,829	-	-	3,155,829
Term Deposits (property bond guarantees)	297,132	-	-	297,132
Net fair value	195,770,392	-	-	195,770,392
31 December 2018				
Financial Assets				
Units in managed funds	156,646,368	-	-	156,646,368
Shares	3,236,776	-	-	3,236,776
Term Deposits (property bond guarantees)	256,086	-	-	256,086
Net fair value	160,139,230	-	-	160,139,230

There were no transfers between Level 1, 2 or 3 in 2019 or 2018.

Note 7 – Retirement Benefit Obligations

Employee superannuation contribution plans

RIDBC pays fixed contributions into independent entities in relation to superannuation plans for individual employees. RIDBC has no legal or constructive obligations to pay contributions in addition to its fixed contributions, which are recognised as an expense in the period that relevant employee services are received.

Defined Benefit Plan

RIDBC participates in employer-sponsored defined benefit superannuation plans during the year. Where a deficiency exists in the plan, there is a legally enforceable obligation on RIDBC to make up the deficiency.

Under the remaining RIDBC defined benefit plan, the amount of superannuation benefit that an employee will receive on retirement is defined by reference to the employee's length of service and final salary. The legal obligation for any benefits remains with RIDBC, even if plan assets for funding the defined benefit plans have been set aside. Plan assets may include assets specifically designated to a long-term benefit fund as well as qualifying insurance policies.

The assets/ liabilities recognised in the statement of financial position in relation to benefit plans is the fair value of the plans assets less the present value of the defined benefit obligation (DBO) at the reporting date.

Management estimates the DBOs annually with the assistance of independent actuaries.

This is based on standard rates of inflation, salary growth and mortality. Discount rates are determined by reference to market yields at the end of the reporting periods on government bonds that have terms to maturity approximating to the terms of the related pension liability.

Re-measurement gains and losses arising from experience adjustments and changes in actuarial assumptions are recognised directly in other comprehensive income.

They are included as a separate component of equity in the statement of financial position and in the statement of changes in equity.

NOTES TO THE FINANCIAL STATEMENTS

FOR THE YEAR ENDED 31 DECEMBER 2019

Note 7 – Retirement Benefit Obligations (cont.)

Plan 1	2019	2018
	\$	\$
Statement of financial position: retirement benefit surplus	302,311	273,000
Statement of comprehensive income: gain on revaluation of Defined Benefit Superannuation Fund	29,311	19,000

The amounts recognised in the statement of financial position are as follows:

Fair value of plan assets	302,311	704,000
Present value of funded obligations	-	(431,000)
Transferred to prepayments	(302,311)	-
Net surplus in the statement of financial position	-	273,000
Net discount rate		1.89%
Anticipated return on plan assets		1.89%
Expected future salary increases		2.0%

In 2019, the last member of Plan 1 retired. Subsequent to all member obligations being fulfilled, the Board of our Trustees REST have approved the use of the surplus in Plan 1 to fund contributions to current members of the REST accumulation fund. Hence the balance has been transferred to prepayments and Plan 1 closed as at 31 December 2019.

Plan 2	2019	2018
	\$	\$
Statement of Financial Position: retirement benefit surplus	4,819	5,644
Statement of Comprehensive Income: Loss on revaluation of Defined Benefit Superannuation Fund	(825)	(13,025)

The amounts recognised in the statement of financial position are as follows:

Fair value of plan assets	948,693	953,553
Present value of funded obligations	(943,874)	(947,909)
Net surplus in the Statement of Financial Position	4,819	5,644
Net discount rate	1.37%	2.33%
Anticipated return on plan assets	7.4%	7.4%
Expected future salary increases	3.2%	2.7%

The anticipated return on plan assets is based on market expectations, at the beginning of the reporting period, for returns over the entire life of the related obligation. The anticipated return on plan assets is the weighted average of the major categories of plan asset.

Note 8 - Property, Plant and Equipment

Freehold land is initially recognised at acquisition cost. As no finite useful life for land can be determined, related carrying amounts are not depreciated.

Buildings, plant and equipment are initially recognised at acquisition cost, including costs directly attributable to bringing the assets to the location and condition necessary for it to operate in the manner intended by RIDBC. Buildings, plant and equipment are subsequently measured using the cost model; being cost less subsequent depreciation and impairment losses.

The carrying amount of property, plant and equipment is reviewed annually, to ensure it is not in excess of the recoverable amount from these assets. The recoverable amount of an asset is determined as the higher of fair value less costs to sell, and value in use, with value in use being determined as the written-down current cost (depreciated replacement cost) of the asset.

Depreciation

The depreciable amount of all fixed assets including building and capitalised leased assets, but excluding freehold land, is depreciated on a straight line basis over their useful lives to RIDBC commencing from the time the asset is held ready for use.

The depreciation rates used for each class of depreciable assets are:

Buildings	2.5%
Motor vehicles	15%
Plant, equipment, furniture & fittings	10%
Computer equipment	25%
Computer software	25%
Leasehold improvements	10-20%

The assets' residual values and useful lives are reviewed, and adjusted if appropriate, at each balance date. An asset's carrying amount is written down immediately to its recoverable amount if the asset's carrying amount is greater than its estimated recoverable amount.

Gains or losses arising on the disposal of property, plant and equipment are determined as the difference between the disposal proceeds and the carrying amount of the assets and are recognised as a gain or loss from non-operating activities.

NOTES TO THE FINANCIAL STATEMENTS

FOR THE YEAR ENDED 31 DECEMBER 2019

Note 8 – Property, Plant & Equipment

	Land		Buildings		Plant and Equipment		Motor Vehicles		Work In Progress		Total	
	2019	2018	2019	2018	2019	2018	2019	2018	2019	2018	2019	2018
	\$	\$	\$	\$	\$	\$	\$	\$	\$	\$	\$	\$
Cost												
Opening balance	22,721,234	10,462,431	46,920,608	44,395,722	15,211,162	17,709,915	454,442	478,351	-	2,195	85,307,446	73,048,614
Additions	-	-	10,438	335,391	547,959	582,362	-	-	129,739	(2,195)	688,136	915,558
Acquisitions through business combinations	-	12,758,803	-	2,189,495	-	285,793	-	15,635	-	-	-	15,249,725
Impairment	-	(500,000)	-	-	-	-	-	-	-	-	-	(500,000)
Disposals	(1,200,000)	-	(1,505,326)	-	(2,035,797)	(3,366,908)	-	(39,544)	-	-	(4,741,123)	(3,406,452)
Transfers	-	-	(50,000)	-	50,000	-	-	-	-	-	-	-
Closing balance	21,521,234	22,721,234	45,375,720	46,920,608	13,773,324	15,211,562	454,442	454,442	129,739	-	81,254,459	85,307,446
Accumulated depreciation												
Opening balance	-	-	18,451,550	15,800,145	11,701,620	13,769,407	444,112	455,823	-	-	30,597,282	30,025,375
Depreciation	-	-	1,306,829	1,403,107	1,172,047	1,161,489	8,158	14,787	-	-	2,487,034	2,579,383
Acquisitions through business combinations	-	-	-	1,248,298	-	124,015	-	13,046	-	-	-	1,385,358
Disposals	-	-	(671,554)	-	(2,019,423)	(3,353,291)	-	(39,544)	-	-	(2,690,977)	(3,392,835)
Closing balance	-	-	19,086,825	18,451,550	10,854,244	11,701,620	452,270	444,112	-	-	30,393,339	30,597,282
Written down value	21,521,234	22,721,234	26,288,895	28,469,058	2,919,080	3,509,542	2,172	10,330	129,739	-	50,861,120	54,710,164

	2019	2018
Note 9 – Other intangible assets	\$	\$
Acquired software licences gross carrying amount		
Balance at 1 January	445,783	521,152
Additions	17,455	-
Disposals	-	(75,369)
Balance at 31 December	463,238	445,783
Amortisation and impairment		
Balance at 1 January	439,591	494,817
Amortisation	10,193	20,143
Disposals	-	(75,369)
Balance at 31 December	449,784	439,591
Carrying amount at 31 December	13,454	6,192

RIDBC recognises an intangible asset if, and only if it is probable that the expected future economic benefits that are attributable to the asset will flow to the entity and the cost of the asset can be measured reliably.

Note 10 – Trade and Other Payables

Trade creditors	1,196,947	1,870,111
Employee accruals	993,566	337,355
Other payables	27,093	9,803
TOTAL TRADE AND OTHER PAYABLES	2,217,606	2,217,269

RIDBC measures all financial liabilities initially at fair value less transaction costs, subsequently financial liabilities are measured at amortised cost using the effective interest rate method.

The financial liabilities of RIDBC comprise trade creditors, other payables and lease incentives.

Note 11 – Contract liabilities and other revenue received in advance

Revenue in advance	627,609	1,756,189
Option fee received	-	20,000
Lease incentives	76,760	107,480
TOTAL CONTRACT LIABILITIES AND OTHER REVENUE RECEIVED IN ADVANCE	704,369	1,883,669

NOTES TO THE FINANCIAL STATEMENTS

FOR THE YEAR ENDED 31 DECEMBER 2019

	2019	2018
Note 12 – Provisions	\$	\$

Provisions are made for RIDBC's liabilities for employee benefits arising from services rendered by employees to balance date. Employee benefits expected to be settled within one year have been measured at the amounts expected to be paid when the liability is settled plus related on-costs. Employee benefits payable later than one year have been measured at the present value of the estimated future cash outflows to be made for those benefits. Those cash outflows are discounted using market yields on high quality corporate bond rates published by G100 and Milliman Australia.

Note 12a – Current

Annual leave	2,703,061	2,654,820
Long service leave	2,697,253	2,731,801
TOTAL CURRENT PROVISIONS	5,400,314	5,386,621

Note 12b – Non-current

Long service leave	1,057,578	934,656
TOTAL NON-CURRENT PROVISIONS	1,057,578	934,656

Full time equivalent employees at balance date	307	313
--	-----	-----

Note 13 – Reserves

(a) Defined Benefit Reserve

The Defined Benefit Reserve represents the employer-sponsored defined benefit superannuation scheme which is based on length of service of the member at retirement. RIDBC has obtained an independent actuarial assessment of the plans.

(b) Capital Projects Account

The Board transfers amounts necessary for capital expenditure planned to be undertaken during the ensuing year. Actual capital expenditure incurred during the year is transferred from the capital projects account to retained earnings.

(c) Elisabeth Murdoch Scholarship Trust

As part of the acquisition of Taralye on 1 February 2018 the Elisabeth Murdoch Scholarship Trust was transferred to RIDBC. Donations to and income earned are brought to account in the statement of income and expenditure.

(d) Prescribed Purpose Funds

Donations to and income earned upon prescribed purpose funds are brought to account in the statement of income and expenditure and are transferred by the Board to each prescribed purpose fund. Included in this total are permanent funds held by the University of Sydney which were transferred on 13th August 2014 as a result of the business combination between SCIC and RIDBC.

Note 13 – Reserves (cont.)

(e) Asset Revaluation Reserve

The asset revaluation reserve records revaluations of non-current assets including the net unrealised movements in the fair value of long term investments and net realised gains and losses upon the sale of financial assets.

(f) Designated Investment Funds

The designated investment fund recognises investment funds maintained on an ongoing basis. The returns from these invested funds are considered as necessary in order to continue to finance planned recurrent expenditure.

Note 14 – Leases

RIDBC has leases over buildings, vehicles and office equipment. In the current reporting period RIDBC has adopted the new Accounting Standard for Leases, AASB 16 for the first time. The approach adopted is the modified retrospective approach. As a result, the cumulative effect on the period prior to adoption is recognised in equity as an adjustment to the opening balance of retained earnings for the current period and there will be no adjustment to comparatives for the new disclosures. Information relating to the leases in place and associated balances and transactions are provided below:

14(a) Buildings

Commercial Leases

RIDBC leases 19 office buildings/spaces in New South Wales, Victoria, Australian Capital Territory, Queensland and Northern Territory. The lease terms vary from 1 - 9 years with 5 of the leases including renewal options. Renewal options are not included in 14(e) due to the uncertainty of exercising these options.

There are \$2,079,000 potential future lease payments which are not included in the lease liabilities as it is assessed that the exercise of the option is not reasonably certain as at 31 December 2019.

The leases contain annual rent reviews where the lease payments are adjusted at each anniversary date.

Concessionary Leases

RIDBC has the right to use the office space in Gladesville NSW under a peppercorn lease agreement. The lease expired and the renewal lease is under negotiation.

RIDBC has the right to use the office space in Strathfield NSW for \$1 per year under a premises licence deed. The lease term is 3 years.

RIDBC has elected to measure the right-of-use asset arising from the concessionary leases at cost.

NOTES TO THE FINANCIAL STATEMENTS

FOR THE YEAR ENDED 31 DECEMBER 2019

Note 14 – Leases (cont.)

Income from subleasing right-of-use assets

RIDBC has subleased a portion of the Canberra office space for the full duration of the head lease from July 2015 to June 2022 with base rent \$55,000 p.a. in year one and an annual increase 3.75% on every anniversary of the commencement date.

14(b) Vehicles

RIDBC leases vehicles which are predominantly used by health professionals to visit patients in regional and metropolitan areas, the lease terms vary from 3 - 4 years and the lease payments are fixed during the lease term. A single discount rate is applied to a portfolio of leases with same or similar start and end dates.

14(c) Office Equipment

The lease terms for office equipment such as photocopiers and printers vary from 3 – 5 years and 4 of them are treated as low-value assets. A single discount rate is applied to a portfolio of leases with same or similar start and end dates.

14(d) Right of use assets

	Properties	Vehicles	Office Equipment	Total
	\$	\$	\$	\$
Balance at 1 January 2019	2,487,378	397,229	200,775	3,085,382
Depreciation charge	(898,376)	(124,299)	(74,467)	(1,097,142)
Balance at 31 December 2019	1,589,002	272,930	126,308	1,988,240

14(e) Lease liabilities

The maturity analysis of lease liabilities based on contractual undiscounted cash flows is shown in the table below

	< 1 year	1 - 5 years	> 5 years	Total undiscounted lease liabilities	Lease liabilities included in the Statement of Financial Position
	\$	\$	\$	\$	\$
2019	1,212,057	1,404,168	0	2,616,225	2,476,110
2018	1,467,270	2,433,819	0	3,901,089	0

There was no discounted lease liability as a comparative for 2018 as it was prior to the adoption of AASB 16.

Note 14 – Leases (cont.)

14(f) Lease impact in the Statement of Comprehensive Income

The amounts recognised in the Statement of Comprehensive Income relating to leases where RIDBC is a lessee are shown below:

	2019
	\$
Interest on lease liabilities	123,677
Expenses relating to leases of low-value assets	4,241
Expenses relating to short-term leases	203,157

Statement of Cash Flows

	2019	2018
	\$	\$
Total cash outflow for leases	1,295,968	1,307,489

Lease accounting policies

The right-of-use asset is measured at the asset's carrying value as if the Standard had been applied since the commencement date of the lease and the carrying value is discounted using the incremental borrowing rate at the date of initial application.

The lease liability is measured at the present value of the remaining lease payment, discounted using the incremental borrowing rate provided by the banker at the date of initial application.

Exceptions are applied to short-term leases of 12 months or less and leases of low-value assets (such as small office equipment) where lease payments are expensed to profit or losses as incurred.

As the straight-line operating lease expense recognition is replaced with a depreciation charge for the leased asset and an interest expense on the recognised lease liability the expenses associated with the lease under AASB 16 will be higher when compared to lease expenses under AASB 117 in the earlier periods of the lease. The impact in 2019, the year of adoption is an increase in expenses of \$69,000.

NOTES TO THE FINANCIAL STATEMENTS

FOR THE YEAR ENDED 31 DECEMBER 2019

Note 14 – Leases (cont.)

Future obligations and outlook

14(g) Provisions

The make good provision has been calculated as an estimate of future costs and discounted to a present value. The value of future costs is based on RIDBC's experience with similar premises and estimates of likely restoration costs.

	2019
	\$
Make-good provision under leases (undiscounted)	457,300

Financial report impact of adoption of AASB 16

The following measures have been used on transition:

- Contracts which had previously been assessed as not containing leases under AASB 117 and associated accounting interpretations were not re-assessed on transition to AASB 16;
- lease liabilities have been discounted using RIDBC's incremental borrowing rate at 1 January 2019;
- a single discount rate was applied to the leases with similar characteristics;
- leases with an expiry date prior to 31 December 2019 were excluded from the statement of financial position and the lease expenses for these leases have been recorded on a straight-line basis over the remaining term;
- leases of low value assets (some office equipment leases) were excluded from the statement of financial position and the lease expenses for these leases have been recorded on a straight-line basis over the remaining term.

RIDBC has recognised right of use assets of \$2,742,066 and lease liabilities of \$3,097,687 at 1 January 2019 for leases previously classified as operating leases.

The weighted average lessee's incremental borrowing rate applied to lease liabilities at 1 January 2019 was 4.3%.

Note 14 – Leases (cont.)

	\$
Operating lease commitments at 31 December 2018	3,901,089
Discounted using the incremental borrowing rate at 1 January 2019	(125,866)
Add:	
Present value of make good provision at 1 January 2019	303,876
Other reconciling items - lease value included in 2019 but not in 2018	33,381
Less:	
Short-term leases included in commitments note	(141,320)
Leases for low value assets included in commitments note	(6,561)
Other reconciling items - commitment for cleaning & electricity agreement	(866,912)
Lease liabilities recognised at 1 January 2019	3,097,687

	2019	2018
Note 15 – Capital commitments	\$	\$
Capital expenditure commitments contracted for include:		
Audiometric Sound-booths	111,722	-
Other miscellaneous capital items	104,913	27,182
TOTAL CAPITAL COMMITMENTS	216,635	27,182

Note 16 – Contingent assets

During the year, a donor, Mr Clive Berghoffer, provided a further milestone payment of \$369,067 in addition to the \$1,688,222 recorded as donations in 2019. Mr Berghoffer further pledged to provide RIDBC with certain future funding on completion of various milestones for the operation of the Toowoomba centre. These future funds have not been recognised as revenue at 31 December 2019 but will be recorded in future periods on completion of the milestones as follows:

- 2020 annual operating funding \$369,067; and
- 2021 annual operating funding \$369,070.

NOTES TO THE FINANCIAL STATEMENTS

FOR THE YEAR ENDED 31 DECEMBER 2019

Note 17 – Acquisition of trade and net assets

RIDBC applies the acquisition method in accounting for business combinations regardless of whether equity instruments or other assets are acquired. The consideration transferred by RIDBC to obtain control is calculated as the sum of the acquisition-date fair values of assets transferred, liabilities incurred and the equity interests issued, which includes the fair value of any asset or liability arising from a contingent consideration arrangement. Acquisition costs are expensed as incurred.

RIDBC recognises identifiable assets acquired and liabilities assumed in a business combination regardless of whether they have been previously recognised in the acquiree's financial statements prior to the acquisition. Assets acquired and liabilities assumed are generally measured at their acquisition-date fair values.

Goodwill is stated after separate recognition of identifiable intangible assets. It is calculated as the excess of the sum of: (a) fair value of consideration transferred, (b) the recognised amount of any non-controlling interest in the acquiree, and (c) acquisition-date fair value of any existing equity interest in the acquiree, over the acquisition-date fair values of identifiable net assets. If the fair values of identifiable net assets exceed the sum calculated above, the excess amount (i.e. gain on acquisition) is recognised in profit or loss immediately. However where a business combination is completed for no consideration, the net assets acquired represent an equity contribution and are recorded directly in equity.

On 26 April 2019 RIDBC acquired the business of Catherine Sullivan Centre (CSC) to operate as a going concern for nil consideration. The fair value of the assets and liabilities acquired equated to book value.

The details of the business combination are as follows:

Fair value of consideration transferred:	\$
Amount settled in cash	-
TOTAL	-
Recognised amounts of identifiable net assets	
Cash and cash equivalents	75,000
Total current assets	75,000
Provisions	13,421
Total current liabilities	13,421
Identifiable net assets	61,579
Equity contribution	61,579

The revenue included in the Statement of Profit or Loss and other Comprehensive Income since 26 April 2019 contributed by CSC was \$107,594. CSC also contributed a deficit of \$45,643 over the same period. Had CSC been consolidated from 1 January 2019 the Statement of Profit or Loss and other Comprehensive Income would have included revenue of \$147,161 and a deficit of \$132,930.

	2019	2018
Note 18 – Long term financial liability	\$	\$
Option fee on forward contract	25,155,000	25,000,000
TOTAL LONG TERM FINANCIAL LIABILITY	25,155,000	25,000,000

In 2018 RIDBC entered into a put and call option agreement with a buyer for the property at North Rocks. An option fee of \$25m was received by RIDBC in 2018 and will be retained as a long term liability until the contract for sale is executed in October, 2022. At this point the final settlement is expected to occur.

In 2018 RIDBC entered into a put and call option agreement with a buyer for the property at Floraville. Option fees totalling \$155k have been received by RIDBC and will be retained as a liability until the contract for sale is executed. Final settlement is expected to occur in September, 2020.

Note 19 – Related party information

Members of the Board of RIDBC who held office during the year include:

President

D Dinte, BEc, LLB, MAICD

Vice Presidents

B Stone, AM, BA, DipEd, MEd, MAICD, FACE, FACEL

P van Dongen, BComm (Acc), FCA, F Fin, GAICD

Directors

Associate Professor C Birman, MBBS, PhD, FRACS, GAICD

C Cowper, BA LLB FAICD

R Gee

M Pearce

The Honourable R Parker DipEd, DipTeach, GAICD

The Honourable R Parker joined the Board in 2019.

Mr S Wareing resigned from the Board in December, 2019.

Transactions with related parties

Transactions between related parties are on normal commercial terms and conditions no more favourable than those available to other parties unless otherwise stated. During the year donations were received from several directors and key management personnel.

NOTES TO THE FINANCIAL STATEMENTS

FOR THE YEAR ENDED 31 DECEMBER 2019

Note 19 – Related party information (cont.)

It should be noted that RIDBC have acted in an agency capacity for Associate Professor C Birman where patient fees are collected on her behalf and passed through to her at the same value. The value of these transactions was \$6,610 (2018: \$22,771) in the 2019 financial year and has no impact on the financial statements of RIDBC.

In addition, speakers' fees of \$4,545 and Medicare revenue of \$5,352, earned by Professor Birman were donated in full to RIDBC.

No Directors of RIDBC or parties related to the Directors received any remuneration or benefit from their position.

Key management personnel

During the 2019 year, the management structure and roles were revised however the number of key management personnel remained at 8 at year end.

Total Compensation	Salary	Superannuation Contribution	Termination Pay	Long Service Leave	Total
	\$	\$	\$	\$	\$
2019	1,825,723	188,458	77,590	7,924	2,099,695
2018	1,909,711	200,350	107,276	6,903	2,224,240

Note 20 – Limit of Members' Liability

Members are not liable as a consequence of their memberships, for the debts of RIDBC in the event of it being wound up.

Note 21 – Fundraising Activities Conducted

Information & Declarations to be Furnished Under the Charitable Fundraising Act 1991

Under this Act, Royal Institute for Deaf and Blind Children holds multiple authorities to fundraise for RIDBC centres.

(a) Details of income and aggregate expenditure of appeals conducted jointly with traders

RIDBC conducts all our appeals in-house. We do not use third party traders.

(b) Forms of fundraising appeals conducted in 2019

Details of aggregate income and expenditure from fundraising are as follows:

	2019 Total Income \$	2019 Direct Expenses \$	2019 Net Income \$	2018 Net Income \$
Community Partnerships	129,150	209,097	(79,947)	(178,274)
Committees & Events	393,508	222,802	170,706	243,992
Lantern Clubs	151,931	84,118	67,813	125,184
Corporate Partnerships	458,510	567,183	(108,673)	271,466
Regional	48,520	42,439	6,081	(193,561)
Individual Giving	2,547,081	1,837,409	709,672	568,039
Major Donors	1,481,884	183,920	1,297,964	1,644,080
Grants from Trusts and Foundations	2,260,504	261,164	1,999,340	1,970,032
Total	7,471,088	3,408,132	4,062,956	4,450,958
			2019	2018
			\$	\$
Net surplus from fundraising appeals			4,062,956	4,450,958

The net surplus generated from fundraising activities has been applied to the shortfall in funding of Student and Client Services of RIDBC.

NOTES TO THE FINANCIAL STATEMENTS

FOR THE YEAR ENDED 31 DECEMBER 2019

	2019	2018
Note 22 – Cash Flow Information	\$	\$
(a) Reconciliation of net cash provided by operating activities to net surplus		
Surplus for the year	17,168,140	2,103,192
<i>Non-cash flows in surplus</i>		
Gain on sale of non-current assets	(4,847,503)	(1,995)
Impairment of non-current assets	-	500,000
Requests received in shares (non-cash item)	(3,183,710)	(64,896)
Depreciation	2,487,034	2,579,383
Amortisation	10,193	20,143
<i>Changes in assets and liabilities</i>		
Decrease / (Increase) in receivables	77,899	(1,176,744)
Increase in payables	20,337	31,834
Increase / (Decrease) in provisions	136,614	(53,175)
(Decrease) in other liabilities	(1,179,300)	(626,145)
NET CASH PROVIDED BY OPERATING ACTIVITIES	10,689,704	3,311,597
(b) Reconciliation of cash and cash equivalents		
Cash on hand	7,452	8,050
Cash at bank	630,288	1,004,335
Deposits at call	3,161,951	1,807,943
Term deposits	3,000,000	4,009,229
TOTAL CASH AND CASH EQUIVALENTS	6,799,691	6,829,557

Cash and cash equivalents include cash on hand, deposits held at call with banks, other short-term highly liquid investments with original maturities of three months or less, and bank overdrafts.

Note 23 – Capital and Financial Risk Management

(a) Capital management

RIDBC's objective is to ensure that the organisation continues as a going concern as well as to maintain optimal benefits for stakeholders. RIDBC aims to maintain a capital structure that ensures the lowest cost of capital available to the organisation.

(b) Financial risk management

Treasury risk management

An Investment committee consisting of a sub-committee of the Board meet with senior executives of RIDBC together with RIDBC's investment advisers to discuss and analyse interest rate exposure and to evaluate treasury management strategies in the context of the most recent economic conditions and forecasts.

Note 23 – Financial Risk Management (cont.)

Credit risk

RIDBC continuously monitors defaults by customers and other counterparties and incorporates this information into its credit risk controls.

RIDBC does not have any material credit risk exposure to any single debtor or group of debtors under financial instruments entered into by RIDBC.

(c) Financial instrument composition and maturity analysis

The table below reflects the undiscounted contractual settlement terms for financial instruments of a period of maturity. Receivables and payables at 31 December 2019 and 31 December 2018 are non-interest bearing. The balance of financial assets and liabilities has been stated at their net fair value.

December 2019	Weighted Average Effective Interest Rate	Floating Interest Rate \$	Fixed Interest Rate Maturing within 1 year \$	Fixed Interest Rate Maturing over 1 year to less than 5 years \$
Cash at bank	0.05%	637,741	-	-
Deposits at call	0.10%	3,161,950	-	-
Interest bearing deposits 1	2.00%	-	11,038	-
Interest bearing deposits 2	2.80%	-	13,046	-
Interest bearing deposits 3	3.20%	-	69,760	-
Interest bearing deposits 4	2.74%	-	-	15,625
Interest bearing deposits 5	2.33%	-	146,617	-
Interest bearing deposits 6	1.45%	-	41,046	-
Term Deposits	1.32%	-	3,000,000	-
		3,799,691	3,281,507	15,625

December 2018	Weighted Average Effective Interest Rate	Floating Interest Rate \$	Fixed Interest Rate Maturing within 1 year \$	Fixed Interest Rate Maturing over 1 year to less than 5 years \$
Cash at bank	0.01%	1,012,385	-	-
Deposits at call	0.50%	1,807,943	-	-
Interest bearing deposits 1	2.00%	-	-	11,038
Interest bearing deposits 2	2.80%	-	-	13,046
Interest bearing deposits 3	3.20%	-	69,760	-
Interest bearing deposits 4	2.74%	-	-	15,625
Interest bearing deposits 5	2.45%	-	146,617	-
Term deposits	1.88%	-	4,009,229	-
		2,820,328	4,225,606	39,709

NOTES TO THE FINANCIAL STATEMENTS

FOR THE YEAR ENDED 31 DECEMBER 2019

Note 23 – Financial Risk Management (cont.)

(d) Sensitivity analysis

RIDBC has performed sensitivity analysis relating to its exposure to interest rate risk at balance date. This sensitivity analysis demonstrates the effect on the current year results and funds (equity) which could result from a change in these risks. RIDBC is exposed to changes in market interest rates through the cash held at banks which are subject to variable and fixed interest rates. RIDBC is also exposed to market risk through its use of financial instruments and specifically to currency, interest rate and other price risks.

Interest rate sensitivity analysis

Interest rate risk is managed with fixed interest rate returns and fixed interest rate returns with a capped variable.

At 31 December 2019, the effect on surplus and funds (equity) as a result of changes in the interest rate, with all other variables remaining constant would be:

	2019	2018
Change in surplus / (deficit)		
- Increase in interest rate by .5%	33,998	34,148
- Decrease in interest rate by .5%	(33,998)	(34,148)
Change in funds (equity)		
- Increase in interest rate by .5%	33,998	34,148
- Decrease in interest rate by .5%	(33,998)	(34,148)

Foreign currency sensitivity

Most of RIDBC's transactions are carried out in Australian Dollars. It is RIDBC's management opinion that no significant risk exists at balance date.

Other price sensitivity

RIDBC is exposed to other price risk in respect of its investment in managed funds as detailed in Note 6. Management monitors other price risk by actively monitoring volatility in managed funds. This volatility figure is considered for estimating how surplus or deficit and funds (equity) would have been affected by changes in market risk that were reasonably possible at the reporting date. The following table illustrates the net result for the year and the effect on funds (equity) resulting from changes in quoted prices. The managed funds are classified as financial assets at fair value through other comprehensive income, therefore no effect on profit or loss would have occurred.

	2019	2018
Change in surplus /(deficit)		
- Increase by 5%	9,773,663	7,999,038
- Decrease by 5%	(9,773,663)	(7,999,038)
Change in funds (equity)		
- Increase by 5%	9,773,663	7,999,038
- Decrease by 5%	(9,773,663)	(7,999,038)

Note 24 – Events After The Balance Date

Matters or circumstances that have arisen since the end of the financial year which significantly affect or may significantly affect the operations of RIDBC, the results of those operations, or the state of affairs of RIDBC in future financial years are provided below.

Subsequent to balance date,

- (a) A Memorandum of Understanding (MOU) with Macquarie University was signed on 2 March, 2020 which sets out the terms by which RIDBC will build and relocate to the Centres of Excellence and Head Office facilities at the Macquarie University precinct.
- (b) In March 2020, the World Health Organisation declared the outbreak of a novel coronavirus (COVID-19) as a pandemic, which continues to spread throughout Australia. The spread of COVID-19 has caused significant volatility in Australian and international markets. Subsequent to balance date, RIDBC has recorded a net loss (realised and unrealised) on its investment portfolio of \$14,588,524, as at the end of May. There is significant uncertainty around the breadth and duration of business disruptions related to COVID-19, as well as its impact on the Australian and international economies and, as such, RIDBC is unable to determine if it will have a material impact to its future operations or future financial impact.
- (c) RIDBC has recently undertaken a review of its compliance with workplace law including harmonising awards and agreements. This is to ensure RIDBC's ongoing compliance and that all employees are being correctly remunerated. The 2019 financials include an accrual for adjustments identified and communicated relating to Victorian employees post acquisition which is pertaining to the period from acquisition and up to 31 Dec 2019. The harmonising process will continue and be actioned over the next 12-18 months

Note 25 – Registered office and principal place of business

The registered office of RIDBC and its principal place of business is:



361-365 North Rocks Road
North Rocks, NSW 2151

RESPONSIBLE ENTITIES' DECLARATION

The Responsible Entities of RIDBC declare that:

- 1) The financial statements and notes of RIDBC are in accordance with the Australian Charities and Not-for-profits Commission Act 2012 including;
 - a. giving a true and fair view of its financial position as at 31 December 2019 and of its performance for the financial year ended on that date;
 - b. complying with Australian Accounting Standards (including the Australian Accounting Interpretations) and the Australian Charities and Not-for-profits Commission Regulation 2013; and
- 2) there are reasonable grounds to believe that RIDBC will be able to pay its debts as and when they become due and payable.


This declaration is made in accordance with a resolution of the Board of Directors.

David Dinte President  25 June 2020	Peter van Dongen Vice President  25 June 2020
---	---

DECLARATION BY THE PRESIDENT WITH RESPECT TO FUNDRAISING APPEALS

I David Dinte, President of the Royal Institute for Deaf and Blind Children, declare that in my opinion:

- a. the accounts give a true and fair view of all income and expenditure with respect to fundraising appeals;
- b. the statement of financial position gives a true and fair view of the state of affairs of the organisation with respect to fundraising appeals;
- c. the provisions of the Charitable Fundraising Act, the regulations under the Act and the conditions attached to the fundraising authority have been complied with by the organisation; and
- d. the internal controls exercised by the organisation are appropriate and effective in accounting for all income received and applied by the organisation from any of its fundraising appeals.

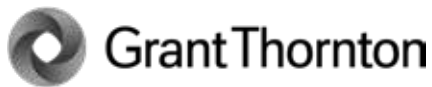


David Dinte
President

25 June 2020

AUDITOR'S INDEPENDENCE DECLARATION

TO THE DIRECTORS OF RIDBC



Level 17, 383 Kent Street
Sydney NSW 2000

Correspondence to:
Locked Bag Q800
QVB Post Office
Sydney NSW 1230

T +61 2 8297 2400
F +61 2 9299 4445
E info.nsw@au.gt.com
W www.grantthornton.com.au

Auditor's Independence Declaration

To the Directors of the Royal Institute for Deaf and Blind Children

In accordance with the requirements of section 60-40 of the Australian Charities and Not-for-profits Commission Act 2012, as lead auditor for the audit of the Royal Institute for Deaf and Blind Children for the year ended 31 December 2019, I declare that, to the best of my knowledge and belief, there have been:

- a no contraventions of the auditor independence requirements of the Australian Charities and Not-for-profits Commission Act 2012 in relation to the audit; and
- b no contraventions of any applicable code of professional conduct in relation to the audit.

A handwritten signature in cursive script that reads "Grant Thornton".

Grant Thornton Audit Pty Ltd
Chartered Accountants

A handwritten signature in cursive script that reads "A J Archer".

A J Archer
Partner – Audit & Assurance

Sydney, 25 June 2020

Grant Thornton Audit Pty Ltd ACN 130 913 594
a subsidiary or related entity of Grant Thornton Australia Ltd ABN 41 127 556 389

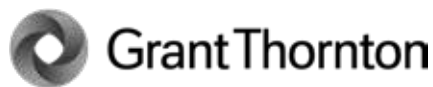
www.grantthornton.com.au

'Grant Thornton' refers to the brand under which the Grant Thornton member firms provide assurance, tax and advisory services to their clients and/or refers to one or more member firms, as the context requires. Grant Thornton Australia Ltd is a member firm of Grant Thornton International Ltd (GTIL). GTIL and the member firms are not a worldwide partnership. GTIL and each member firm is a separate legal entity. Services are delivered by the member firms. GTIL does not provide services to clients. GTIL and its member firms are not agents of, and do not obligate one another and are not liable for one another's acts or omissions. In the Australian context only, the use of the term 'Grant Thornton' may refer to Grant Thornton Australia Limited ABN 41 127 556 389 and its Australian subsidiaries and related entities. GTIL is not an Australian related entity to Grant Thornton Australia Limited.

Liability limited by a scheme approved under Professional Standards Legislation.

INDEPENDENT AUDITOR'S REPORT

TO THE MEMBERS OF THE RIDBC



Level 17, 383 Kent Street
Sydney NSW 2000

Correspondence to:
Locked Bag Q800
QVB Post Office
Sydney NSW 1230

T +61 2 8297 2400
F +61 2 9299 4445
E info.nsw@au.gt.com
W www.grantthornton.com.au

Independent Auditor's Report

To the Members of the Royal Institute for Deaf and Blind Children

Report on the audit of the financial report

Opinion

We have audited the accompanying financial report of the Royal Institute for Deaf and Blind Children (the "Registered Entity") which comprises the statement of financial position as at 31 December 2019, the statement of income & expenditure, statement of comprehensive income, statement of changes in equity and statement of cash flows for the year then ended, and notes to the financial statements, including a summary of significant accounting policies and the Responsible Entities' declaration and the declaration by the President in respect to Fundraising Appeals.

In our opinion, the financial report of the Royal Institute for Deaf and Blind Children:

- 1 has been prepared in accordance with Division 60 of the *Australian Charities and Not-for-profits Commission Act 2012*, including:
 - a giving a true and fair view of the Registered Entity's financial position as at 31 December 2019 and of its financial performance for the year then ended;
 - b complying with Australian Accounting Standards and Division 60 of the *Australian Charities and Not-for-profits Commission Regulation 2013*.
- 2 is in accordance with the Charitable Fundraising Act 1991 and the Charitable Fundraising Regulation 2015, including showing a true and fair view of the Foundation's financial result of fundraising appeals for the year ended 31 December 2019.

Basis for opinion

We conducted our audit in accordance with Australian Auditing Standards. Our responsibilities under those standards are further described in the Auditor's Responsibilities for the Audit of the Financial Report section of our report. We are independent of the Registered Entity in accordance with the ethical requirements of the Accounting Professional and Ethical Standards Board's APES 110 Code of Ethics for Professional Accountants (the Code) that are relevant to our audit of the financial report in Australia. We have also fulfilled our other ethical responsibilities in accordance with the Code.

We believe that the audit evidence we have obtained is sufficient and appropriate to provide a basis for our opinion.

Grant Thornton Audit Pty Ltd ACN 130 913 594
a subsidiary or related entity of Grant Thornton Australia Ltd ABN 41 127 556 389

www.grantthornton.com.au

'Grant Thornton' refers to the brand under which the Grant Thornton member firms provide assurance, tax and advisory services to their clients and/or refers to one or more member firms, as the context requires. Grant Thornton Australia Ltd is a member firm of Grant Thornton International Ltd (GTIL). GTIL and the member firms are not a worldwide partnership. GTIL and each member firm is a separate legal entity. Services are delivered by the member firms. GTIL does not provide services to clients. GTIL and its member firms are not agents of, and do not obligate one another and are not liable for one another's acts or omissions. In the Australian context only, the use of the term 'Grant Thornton' may refer to Grant Thornton Australia Limited ABN 41 127 556 389 and its Australian subsidiaries and related entities. GTIL is not an Australian related entity to Grant Thornton Australia Limited.

Liability limited by a scheme approved under Professional Standards Legislation.

Emphasis of matter – COVID-19

We draw attention to Note 24 of the financial report, which describes the circumstances relating to the material subsequent events regarding COVID-19 and the uncertainty surrounding any future potential financial impact. Our opinion is not modified in relation to this matter.

Information other than the financial report and auditor's report thereon

The Responsible Entities of the Royal Institute for Deaf and Blind Children are responsible for the other information. The other information comprises the information included in the Registered Entity's annual report for the year ended 31 December 2019, but does not include the financial report and our auditor's report thereon.

Our opinion on the financial report does not cover the other information and accordingly we do not express any form of assurance conclusion thereon.

In connection with our audit of the financial report, our responsibility is to read the other information and, in doing so, consider whether the other information is materially inconsistent with the financial report or our knowledge obtained in the audit or otherwise appears to be materially misstated.

If, based on the work we have performed, we conclude that there is a material misstatement of this other information, we are required to report that fact. We have nothing to report in this regard.

Responsibilities of the Directors for the financial report

The Directors of the Registered Entity are responsible for the preparation and fair presentation of the financial report in accordance with Australian Accounting Standards and the ACNC Act, and for such internal control as the Directors determine is necessary to enable the preparation of the financial report that is free from material misstatement, whether due to fraud or error.

In preparing the financial report, the Directors are responsible for assessing the Registered Entity's ability to continue as a going concern, disclosing, as applicable, matters related to going concern and using the going concern basis of accounting unless the Directors either intend to liquidate the Registered Entity or to cease operations, or have no realistic alternative but to do so.

Those charged with governance are responsible for overseeing the Registered Entity's financial reporting process.

Auditor's responsibilities for the audit of the financial report

Our objectives are to obtain reasonable assurance about whether the financial report as a whole is free from material misstatement, whether due to fraud or error, and to issue an auditor's report that includes our opinion. Reasonable assurance is a high level of assurance, but is not a guarantee that an audit conducted in accordance with the Australian Auditing Standards will always detect a material misstatement when it exists. Misstatements can arise from fraud or error and are considered material if, individually or in the aggregate, they could reasonably be expected to influence the economic decisions of users taken on the basis of this financial report.

A further description of our responsibilities for the audit of the financial report is located at the Auditing and Assurance Standards Board website at: http://www.auasb.gov.au/auditors_responsibilities/ar4.pdf. This description forms part of our auditor's report.

Report on the requirements of the NSW Charitable Fundraising Act 1991 and the NSW Charitable Fundraising Regulation 2015

We have audited the compliance of the Royal Institute for Deaf and Blind Children with the requirements of Section 24(2) of the NSW Charitable Fundraising Act 1991 for the year ended 31 December 2019.

Opinion

In our opinion:

- a the Royal Institute for Deaf and Blind Children has properly kept the accounts and associated records during the year ended 31 December 2019 in accordance with the NSW Charitable Fundraising Act 1991 and NSW Charitable Fundraising Regulations 2015 (section 24(2)(b) of the CF Act); and

INDEPENDENT AUDITOR'S REPORT

TO THE MEMBERS OF THE RIDBC



- b the Royal Institute for Deaf and Blind Children, has, in all material respects, properly accounted for and applied money received as a result of fundraising appeals conducted during the year ended 31 December 2019 in accordance with section 24(2)(c) of the CF Act; and
- c there are reasonable grounds to believe that the Royal Institute for Deaf and Blind Children will be able to pay its debts as and when they fall due over the 12 month period from the date of this report (section 24(2)(d) of the CF Act).

The Responsible Entities' responsibility under the Charitable Fundraising Act 1991

The Responsible Entities of the Royal Institute for Deaf and Blind Children are responsible for compliance with the requirements and conditions of the NSW Charitable Fundraising Act 1991 and NSW Charitable Fundraising Regulation 2015 and for such internal control as the Directors determine is necessary for compliance with the Act and the Regulation. This responsibility includes establishing and maintaining internal control over the conduct of all fundraising appeals; ensuring all assets obtained during, or as a result of, a fundraising appeal are safeguarded and properly accounted for; and maintaining proper books of account and records.

The Directors are also responsible for ensuring the Foundation will be able to pay its debts as and when they fall due.

Auditor's responsibility

Our responsibility is to form and express an opinion on the Royal Institute for Deaf and Blind Children's compliance, in all material respects, with the requirements of the Act and Regulations, as specified in section 24(2)(b), 24(2)(c) and 24(2)(d) of the Charitable Fundraising Act 1991.

Our audit has been conducted in accordance with the applicable Standards on Assurance Engagements (ASAE 3100 *Compliance Engagements*), issued by the Auditing and Assurance Standards Board. Our audit has been conducted to provide reasonable assurance that the Royal Institute for Deaf and Blind Children has complied with specific requirements of the Charitable Fundraising Act 1991 and Charitable Fundraising Regulation 2015, and whether there are reasonable grounds to believe the Registered Entity will be able to pay its debts as and when they fall due over the 12 month period from the date of this independent auditor's report (future debts).

Audit procedures selected depend on the auditor's judgement. The auditor designs procedures that are appropriate in the circumstances and incorporate the audit scope requirements set out in *the Act*. The audit procedures have been undertaken to form an opinion on compliance of that the Royal Institute for Deaf and Blind Children with the Act and Regulations and its ability to pay future debts. Audit procedures include obtaining an understanding of the internal control structure for fundraising appeal activities and examination, on a test basis, of evidence supporting the Royal Institute for Deaf and Blind Children's compliance with specific requirements of the Act and Regulation, and assessing the reasonableness and appropriateness of the Royal Institute for Deaf and Blind Children's assessment regarding the Registered Entity's ability to pay future debts.

Inherent limitations

Because of the inherent limitations of any compliance procedures, it is possible that fraud, error or noncompliance may occur and not be detected. An audit is not designed to detect all instances of noncompliance with the requirements of the Act and Principles, as the audit procedures are not performed continuously throughout the year and are undertaken on a test basis.

Whilst evidence is available to support the Registered Entity's ability to pay future debts, such evidence is future orientated and speculative in nature. As a consequence, actual results are likely to be different from the information on which the opinion is based, since anticipated events frequently do not occur as expected or assumed and the variations between the prospective opinion and the actual outcome may be significant.

Sydney, 25 June 2020

A handwritten signature in cursive script that reads "Grant Thornton".

Grant Thornton Audit Pty Ltd
Chartered Accountants

A handwritten signature in cursive script that reads "A J Archer".

A J Archer
Partner – Audit & Assurance

FIVE YEAR FINANCIAL HISTORY

FOR THE YEAR ENDED 31 DECEMBER 2019

Description	%	2019	2018	2017	2016	2015	%
EXPENDITURE							
Student and Client Services Expenditure							
Preschool Services		1,748,291	2,316,582	2,635,403	2,571,657	2,306,921	
Schools Services							
Alice Betteridge School		2,945,393	2,865,201	3,907,098	3,802,411	4,163,446	
Thomas Pattison School		1,368,757	1,686,645	1,906,744	1,855,370	2,092,679	
Garfield Barwick School		1,375,268	1,518,421	1,682,945	1,498,066	1,647,678	
Schools Support Services		3,001,688	3,273,798	3,539,626	3,876,675	3,919,441	
Jim Patrick Audiology Services		720,288	677,412	647,552	684,274	622,160	
Renwick Centre		2,263,367	2,279,185	2,623,759	2,879,448	2,835,575	
Remote Services		2,306,618	2,841,127	3,306,514	2,953,066	2,944,124	
Early Learning Program and Other Client Services		14,249,300	13,247,260	7,386,041	7,417,410	6,039,375	
Cochlear Implant Program Services		8,447,125	7,606,097	7,249,705	5,043,402	5,255,161	
Total Student and Client Services Expenditure	78	38,426,095	38,311,728	34,885,387	32,581,779	31,826,560	78
Administration	7	3,385,345	2,980,293	3,243,232	3,167,922	3,168,082	8
Investment Management		157,710	145,030	132,044	125,176	234,320	
Charitable Fundraising	8	3,596,346	3,954,242	2,781,278	3,087,291	3,402,248	8
Rainbow Lottery		-	-	1,193,386	1,620,379	1,633,629	4
Strategic Initiatives	5	2,272,440	2,222,884	1,331,728	553,146	-	
Marketing & Communications	2	877,602	863,710	813,185	1,102,819	734,104	2
Total Expenditure from Operating Activities	100	48,715,538	48,477,887	44,380,240	42,238,512	40,998,943	100
REVENUE FROM ORDINARY ACTIVITIES							
Charitable Fundraising Income							
Bequests		16,700,279	10,661,271	15,201,911	14,439,317	3,549,700	
Donations		6,427,084	6,890,399	4,201,507	5,145,711	5,205,994	
Lantern Clubs, Committees and Auxiliaries		1,044,004	1,255,128	1,261,844	1,642,853	1,332,902	
Rainbow Lottery		-	-	1,741,716	2,041,729	2,321,075	
Total Charitable Fundraising Income	40	24,171,367	18,806,798	22,406,978	23,269,610	12,409,671	30
Government funding							
Commonwealth Department of Education		3,118,618	3,019,670	2,531,045	2,423,254	2,417,118	
Commonwealth Department of Social Services & Department of Human Services		8,722,053	5,075,825	2,730,952	2,182,682	2,014,258	
Commonwealth Department of Health		225,128	255,821				
NSW Ageing, Disability and Home Care		140,424	882,709	4,128,368	5,757,749	6,179,028	
NSW Department of Education		1,362,429	2,145,107	2,492,837	1,914,003	2,366,076	
NSW Department of Health		974,496	1,248,879	1,254,189	392,955	-	
QLD Department of Health		180,000	200,000	252,436	304,872	307,311	
Victorian Department of Education & Training		1,345,808	1,286,041	-	-	-	
Total Government funding	26	16,068,956	14,114,052	13,389,827	12,975,515	13,283,791	32
Other Income							
Investment income	17	10,590,710	7,714,314	8,561,192	8,238,111	6,775,156	16
Cochlear Implant Program	11	6,423,182	6,847,858	5,862,465	5,310,674	5,991,166	15
Sales, fees and miscellaneous income	6	3,781,960	3,596,062	2,719,893	2,744,723	2,847,387	7
Total Other Income	34	20,795,852	18,158,234	17,143,550	16,293,508	15,613,709	38
Total Revenue From Operating Activities	100	61,036,175	51,079,084	52,940,355	52,093,484	41,307,171	100
Operating Surplus		12,320,637	2,601,197	8,560,115	9,854,972	308,228	
Net gain/(loss) on disposal of property, plant & equipment		4,847,503	1,995	1,000	2,400,962	72,460	
Net (loss) on impairment of non-current assets		-	(500,000)	-	-	-	
Surplus for the year		17,168,140	2,103,192	8,561,115	12,255,934	380,688	
Other Comprehensive Income							
Gain / (Loss) on defined benefit super funds		28,486	5,975	60,267	(16,399)	7,561	
Net unrealised (loss) / gain on revaluation of long term investments held at fair value and net realised (loss) / gain on disposal of investments		15,147,229	(6,487,217)	3,852,602	3,035,257	(430,592)	
Total comprehensive (loss) / income for the year		32,343,855	(4,378,050)	12,473,984	15,274,792	(42,343)	

GOVERNMENT FUNDING

SUMMARY OF APPLICABLE LEGISLATION

Source of Funds	Legislation	Funding Purposes
Commonwealth Department of Education		
General Recurrent Grants Program General Recurrent Grants for Non-Government Schools	Australian Education Act (2013)	Assistance towards the cost of recurrent services at our schools
Commonwealth Strategic Assistance for Improving Student Outcomes Schools Support Non-Government	Australian Education Act (2013)	Assistance towards costs of education support services at and from our Special Schools.
Australian Sports Commission - Sporting Schools Program	Australian Government	Initiative program aimed to involve more children in playing sport at the RIDBC Thomas Pattison and Garfield Barwick Schools
Commonwealth Department of Social Services		
Early Childhood - Remote Hearing and Vision Services RIDBC Teleschool Project	Childcare Act (1972)	To provide intensive, targeted and coordinated support for parents and children who have limited or no access to specialised professional services in their local community.
Better Start Early Intervention Funding		The Better Start for Children with Disability (Better Start) initiative aims to assist eligible children with developmental disabilities to access funding for early treatment, diagnostic and management services.
National Disability Insurance Scheme	National Disability Insurance Scheme Act (2013) No. 20, 2013	NDIS provide community linking and individualised support for people with permanent and significant disability, their families and carers.

N.S.W. Family and Community Services

Transitional Advocacy Funding Supplement	National Disability Insurance Scheme	To provide education, information and support for people with vision or hearing loss to access the NDIS and other government funded supports.
Transitional Advocacy Funding Supplement		Production of Alternate Format Print. To provide equitable access to information for people with vision impairment enabling inclusion and participation in the community. This includes acquisition of early literacy and curriculum access.

N.S.W. Department of Education

Non-Government State Schools Per Capita Allowance	Education Act (1990)	Per capita allowance for primary and secondary pupils attending our special schools.
Early Childhood Education	Start Strong	Supports the enrolment of children for 600 hours per year in the lead up to school entry. Preschools are required to pass on 75% of the additional funding to families through fee reduction and making preschool more affordable.
Early Childhood Education	Disability Inclusion Program	Supports children with a disability and additional needs to participate in a quality early childhood program on the same basis as all children.
Early Childhood Education	Community Grants	The 'quality learning environments' and 'minor capital works' grant are available where services meet the criteria. These grants aim to support preschools to improve their learning environment.

N.S.W. Department of Health

Department of Health		Support for the coordination of replacement of redundant Cochlear Implant Sound Processors for eligible public patients Support for coordination of bone conduction implant program for public patients clinically identified for Bone Anchored Hearing Devices (BAHD)
----------------------	--	---

Q.L.D. Department of Health

Department of Health	Support for students at Teleschool
----------------------	------------------------------------

Victoria State Government

Department of Education & Training	Early Intervention & other Client Services
------------------------------------	--

WAYS YOU CAN MAKE A DIFFERENCE

As a registered charity, RIDBC relies heavily on the support of the community to deliver our vital services to those who need us. Here are just a few of the many ways you can help:



Make a Donation or Become a Regular Giver

Your gift helps support our vital services to lift the limits for children and adults with vision or hearing loss



Leave a Lasting Legacy

Funds donated through bequests, trusts, foundations or permanent funds continue to support future generations



Become a Volunteer

Volunteers support our staff in areas as diverse as making tactile books, assisting in classrooms, gardening and professional roles



Join a Committee

Raise funds for RIDBC and support our community through fun, social events and activities



Become a Community Fundraiser

Whether you want to raise funds for RIDBC through your own fundraising event, or participate in an existing event, we can help you maximise your success



Create a Corporate Partnership

Talk to us about becoming an RIDBC corporate partner and how your organisation and staff can make a difference



Royal Institute
for Deaf and Blind
Children



Find out more about how
you can make a difference:

ridbc.org.au/howtohelp

1800 043 411

fundraising@ridbc.org.au